

## Part # 22-1110

# GENERAL OPERATING INSTRUCTIONS: Clutch Plate Removal and Installation Kit

**I KNOW, I KNOW ... But Read Carefully  
Before Using Anyway!**



### DISCLAIMER

We believe the information contained herein to be reliable. However, general technical information is given by us without charge and the user shall employ such information at his own discretion and risk. We assume no responsibility for results or damages incurred from the use of such information in whole or in part. **Always refer to specific instructions and technical information supplied by vehicle manufacturer.**

All warranties expressed or implied, including warranties on merchantability and fitness of purpose, are null and void if the equipment is altered, damaged or misused in any way, or if equipment is not repaired by authorized repair station using authorized parts.

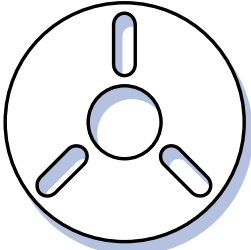
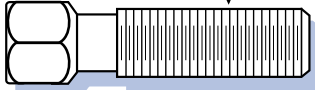
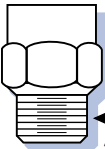
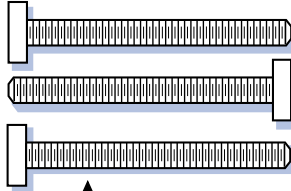
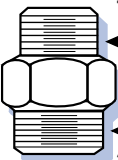

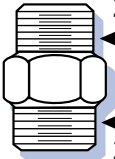
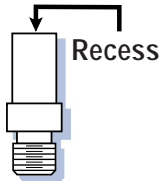
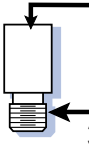
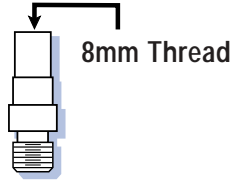

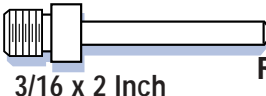


### TOOL DESCRIPTION & PART NUMBER CHART

**Note: This Chart indicates the Compressors each tool was originally designed for. However, tools may be used for other applications.**

PART NO.	DESCRIPTION	"X" INDICATES COMPONENTS REQUIRED FOR EACH COMPRESSOR										
		GM A-6	GM R-4	GM DA6	Ford FS6	Ford 6P148A	Chrysler C175	Tecumseh HR980	Nippon denso	Bosch	Diesel Kiki	Sanden
22-101	Master Arbor	X	X	X	X	X	X	X	X	X	X	X
22-102	Nut Remove & Replace			X								
22-103	Removal Adaptor	X	X		X	X	X	X	X	X	X	X
22-104	9mm Replacement Adaptor			X								
22-105	3/8-24 Replacement Adaptor	X	X									
22-106	8mm Replacement Adaptor				X	X	X	X	X	X		
22-107	Removal Adaptor 80s & up		X									
22-109	Removal Adaptor			X								
99-458-3	Thrust Bearing For Clutch Plate Install	X	X	X			X					
99-1011-2	Removal Nut				X	X	X	X	X	X		
99-1045-2	Removal Nut										X	
22-111	Removal Adaptor										X	
44-192	Clutch Plate Puller Disc 5/8-11											X



## Clutch Plate Removal & Installation Kit:

	<p style="text-align: center;"><b>44-192</b> Clutch Plate Puller Disc 5/8 x 11</p> <p style="text-align: center;">OPTION: 6 Drilled Hose Pattern</p>	<p style="text-align: center;">5/8-11 Thread ↓</p> 	<p style="text-align: center;"><b>22-101</b> Master Arbor</p>
	<p style="text-align: center;"><b>22-102</b> GM DA6 V5 Removal &amp; Installer Nut</p> <p style="text-align: center;">22 x 1.5 mm</p>		<p style="text-align: center;"><b>66-131</b> Tapped Hole Puller 1/4 x 20 Bolts</p> <p style="text-align: center;">↑ 1/4-20 Bolts</p>
	<p style="text-align: center;"><b>99-1045-2</b> Diesel Kiki &amp; GM A6, R4 Removal Nut</p> <p style="text-align: center;">7/8-14 26 x 1.5 mm</p>		<p style="text-align: center;"><b>22-103</b> Removal Adaptor</p>
	<p style="text-align: center;"><b>99-1011-2</b> Nippondenso, Ford FS6, Chrysler C171 Removal Nut</p> <p style="text-align: center;">24 x 2.0 mm 24 x 1.5 mm</p>		<p style="text-align: center;"><b>22-107</b> GM R4 Removal Adaptor</p> <p style="text-align: center;">Recess</p>
	<p style="text-align: center;"><b>22-109</b> GM DA6, V5 Removal Adaptor</p> <p style="text-align: center;">No Thread 3/8</p>		<p style="text-align: center;"><b>22-106</b> Import 8mm Installer Adaptor</p> <p style="text-align: center;">8mm Thread</p>
	<p style="text-align: center;"><b>22-104</b> GM DA6, V5 9mm Installer Adaptor</p> <p style="text-align: center;">9 mm Thread</p>		<p style="text-align: center;"><b>22-111</b> Diesel Kiki Deep Reach Clutch Plate Removal Adaptor</p> <p style="text-align: center;">3/16 x 2 Inch</p>
	<p style="text-align: center;"><b>22-105</b> GM A6, R4 Installer Adaptor 3/8 x 24</p> <p style="text-align: center;">3/8-24 Thread</p>		<p style="text-align: center;"><b>99-458-3</b> Clutch Plate Installer Thrust Bearing</p>

For Technical Questions & Replacement Parts call 845-562-1442. In the unlikely event that you need factory repair, part or item must be securely packed and shipped prepaid to:

**Classic Tool Design, Inc.**  
Repair Department  
31 Walnut Street, New Windsor, NY 12553

